

Be Ready for Winter with These Home Winterization Tips

Where do you need the window installer?

GET QUOTES

Free quotes. No obligation.



HOMEOWNER RESOURCES

Be Ready for Winter with These Home Winterization Tips



You know what it means when your social media feed is suddenly inundated with pictures of pumpkin spice lattes, cozy sweaters, fall home décor, and apple picking. Not only is it time to welcome autumn with open arms— it's also the perfect time to start prepping for the cold weather ahead. Here are some must-read prep tips for winterizing your home this season.



Table of Contents

- [Schedule a furnace inspection](#)
- [Windows and doors](#)
- [Clean out the gutters](#)
- [Hose and sprinkler management](#)
- [Switch your ceiling fans to clockwise](#)
- [Don't forget to enjoy the winter months](#)

Schedule a furnace inspection

This is one of the most important home winterizing tips. It's a good idea to call a professional to give your [HVAC](#) a once-over to ensure your system is in proper working order. Don't forget to change the air filter, too!

Windows and doors

Depending on the age of your [windows](#) and doors, you may need to switch out screens for storm windows as you start winterizing your home. While you're at it, check your window and door frames for any gaps. You can fill

Related Articles



Window Replacement Rebates & Incentives



Mobile Home Replacement Windows



Windows with Built in Blinds—Worth It or Not?



What To Do About Mold On Windows

these with caulk and/or weather stripping to [prevent heat loss](#). It's also a good idea to invest in heavier curtains, which can keep additional heat inside.

Clean out the gutters

Leaving your gutters and drains clogged puts you at risk for ice dams and water damage. Grab a ladder and some gloves, and remove the debris that's built up over the summer. [Inspect your roof](#) for any missing or damaged shingles. A handyman can replace these fairly cheaply, while a full-blown leak can cost a pretty penny. You can always hire a professional to clean your gutters if you don't love this home winterization task, but you cannot risk leaving them as is.

Hose and sprinkler management

We like to use the change in seasons as a reminder to give your yard a little extra love and care — for homeowners that live in colder climates, it's best to disconnect hoses for the winter season and add a hose bib insulator; remember to blow out the sprinkler system too, and cover the open sprinklers to keep debris and animals out of the system.

Switch your ceiling fans to clockwise

Did you know most ceiling fans can change the direction in which the blade spins? In warmer months, the blades should spin counterclockwise, blowing a cool breeze downward. Switching the ceiling fan mode to "clockwise" produces a gentle updraft and will force the warm air near the ceiling down. Keeping your ceiling fans on a low speed while running clockwise allows you to turn your heat down a few degrees and can help contribute to energy cost savings.

Don't forget to enjoy the winter months

While winter home preparation can seem intimidating, a little work can go a long way! Taking these steps will prepare your home for the increased amount of time you'll be spending indoors, and it will also ensure your time there is warm and cozy.


About Robert Skorpil




Find today's best prices for your home improvement project.

GET STARTED NOW

Related Articles



Window Replacement
Rebates & Incentives



Mobile Home Replacement
Windows




Windows with Built in Blinds—
Worth It or Not?




Popular Articles



An Introduction to Gutters



What to Expect During Your



What You Can Expect From



Let's keep in touch.



Sign up for the latest home improvement news, project inspiration, and more.

Follow us



Get to know us

[About Modernize](#)
[Contact Us](#)
[Careers](#)
[FAQs](#)
[Press](#)

Are you a contractor?

[Solar Leads](#)
[Roofing Leads](#)
[Window Leads](#)
[HVAC Leads](#)
[Siding Leads](#)
[Gutter Leads](#)
[Bathroom Remodeling Leads](#)
[Kitchen Remodeling Leads](#)
[Cabinet Leads](#)
[Home Security Leads](#)
[Home Warranty Leads](#)
[Medical Alert Leads](#)
[Stair Lift Leads](#)
[Walk In Tub Leads](#)
[Hot Tub Leads](#)
[Flooring Leads](#)

Need help? Call us.

(888) 219-1908



© 2020 Modernize.

[Privacy Policy](#) | [Terms of Use](#)

[California Privacy](#) | [New York Policy](#) | [Do Not Sell My Personal Information](#)

This site is protected by reCAPTCHA and the Google [Privacy Policy](#) and [Terms of Service](#) apply.